



# Ontario Centres of Excellence

## Funding by Institutions

### REPORT



Ontario Centres of Excellence (OCE) drives the commercialization of cutting-edge research across key market sectors to build the economy of tomorrow, develops the next generation of entrepreneurs and secures Ontario's global competitiveness. OCE deploys 40 business development experts in 11 offices across the province.

#### OCE accelerates innovation by:

- Supporting collaborative R&D between industry and academia
- Investing in early-stage commercialization of emerging technologies
- Fostering youth entrepreneurship
- Leading and developing networks around high-potential, business-led opportunities

#### TABLE OF CONTENTS

##### Funding by Institutions - Report

- Overview Funding: 2013-2017 .....2
  - Top Ten OCE Funded Universities.....5
  - Top Ten OCE Funded Colleges .....6
  - Top Ten OCE Funded Hospitals/ Research Institutions .....7
- OCE Commitments by Year .....8
  - 2016-17 .....8
  - 2015-16.....11
  - 2014-15.....14
  - 2013-14.....17



## OCE Commitment by Year 2013 - 2017

### OCE COMMITMENTS

INSTITUTION	2013-14 (\$)	2014-15 (\$)	2015-16 (\$)	2016-17 (\$)	TOTAL (\$)
University of Toronto	2,845,582	7,592,393	2,971,926	6,165,423	19,575,324
University of Waterloo	2,897,869	5,945,720	3,788,452	5,598,342	18,230,383
Ryerson University	1,684,961	4,013,509	2,606,756	4,138,108	12,443,334
McMaster University	1,423,440	1,908,885	1,356,946	2,813,633	7,502,904
University of Western Ontario	1,250,212	2,709,597	797,485	2,452,202	7,209,496
Carleton University	692,338	2,614,999	670,000	2,132,650	6,109,987
Queen's University	775,898	1,693,406	595,551	2,290,886	5,355,741
University of Windsor	407,047	1,695,879	420,000	1,954,950	4,477,876
University of Guelph	616,275	744,961	1,007,272	1,601,695	3,970,203
University of Ottawa	1,086,742	524,204	502,432	792,185	2,905,563
York University	406,295	535,317	263,000	1,145,000	2,349,612
University Health Network	175,000	154,733	756,087	1,214,624	2,300,444
Ontario College of Art & Design University	199,999	1,105,000	235,502	722,245	2,262,746
Centennial College	89,994	1,187,775	114,945	583,485	1,976,199
University of Ontario Institute of Technology	135,000	800,000	225,000	605,000	1,765,000
Sunnybrook Hospital/Research Institute	119,958	849,323	90,000	519,500	1,578,781
Brock University	274,901	265,596	294,725	633,453	1,468,675
Seneca College of Applied Arts and Technology	407,508	349,768	124,700	563,164	1,445,140



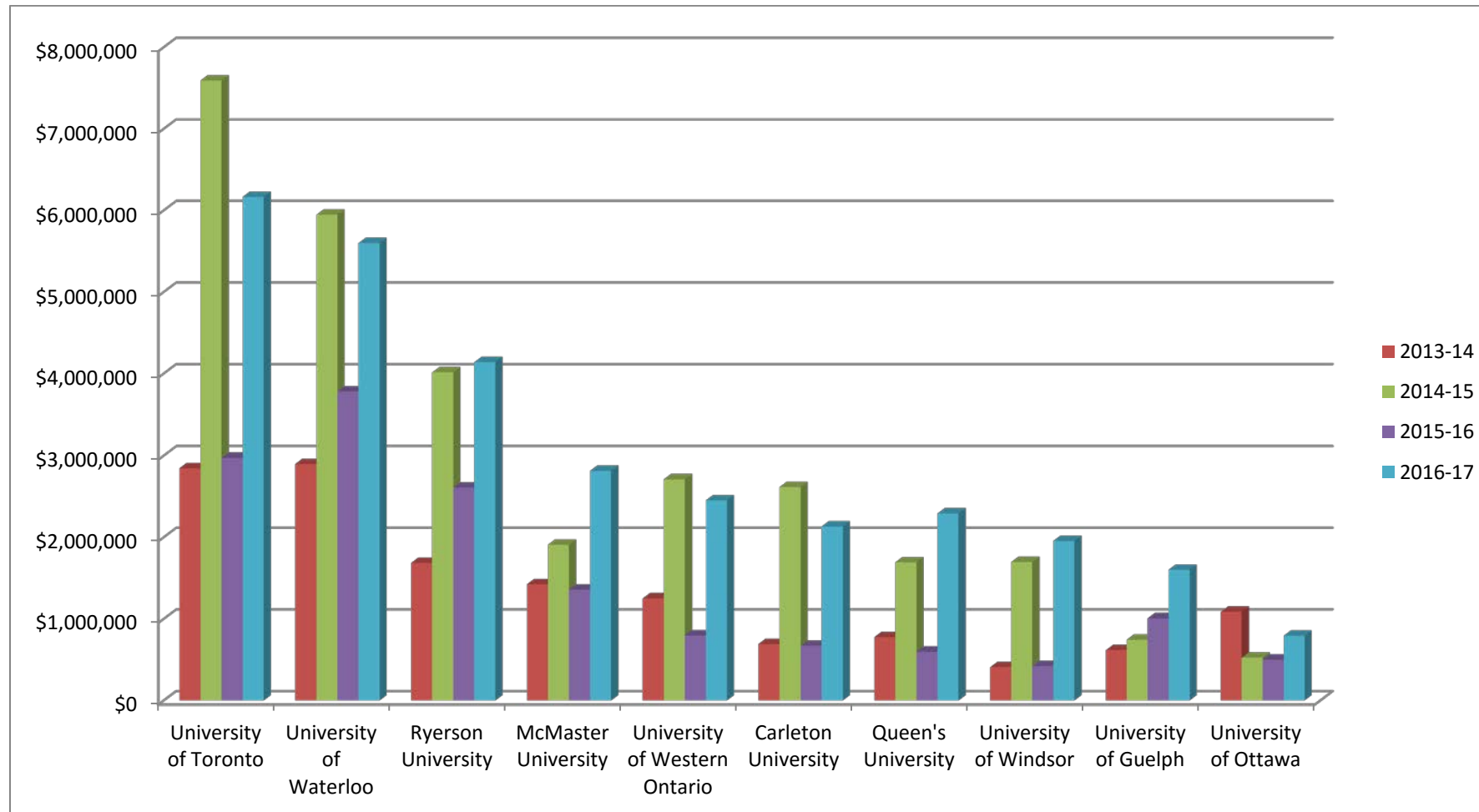
<b>INSTITUTION</b>	<b>2013-14 (\$)</b>	<b>2014-15 (\$)</b>	<b>2015-16 (\$)</b>	<b>2016-17 (\$)</b>	<b>TOTAL (\$)</b>
<b>Conestoga College Institute of Technology</b>	180,000	748,162	200,000	220,000	1,348,162
<b>Lambton College of Applied Arts and Technology</b>	122,469	369,990	247,500	479,999	1,219,958
<b>George Brown College of Applied Arts and Technology</b>	202,569	315,002	262,347	342,497	1,122,415
<b>Sheridan College Institute of Technology and Advanced Learning</b>	115,000	130,000	190,000	560,000	995,000
<b>Humber College</b>	89,989	307,142	122,792	470,514	990,437
<b>Niagara College of Applied Arts and Technology</b>	90,000	438,046	299,433	159,500	986,979
<b>Hospital for Sick Children</b>	150,000	350,000	309,874	70,000	879,874
<b>Georgian College of Applied Arts and Technology</b>	85,000	295,000	95,000	365,000	840,000
<b>Algonquin College of Applied Arts and Technology</b>	139,975	304,951	209,805	179,147	833,878
<b>Lakehead University</b>	70,000	240,000	-	513,888	823,888
<b>Wilfrid Laurier University</b>	70,000	275,000	136,894	332,500	814,394
<b>Northern College of Applied Arts and Technology</b>	70,000	298,600	170,000	270,000	808,600
<b>Canadore College</b>	90,000	310,000	135,000	244,999	779,999
<b>Fanshawe College of Applied Arts and Technology</b>	117,500	324,118	160,000	137,933	739,551
<b>St. Michael's Hospital</b>	425,000	20,000	90,000	192,300	727,300
<b>Mohawk College of Applied Arts and Technology</b>	70,000	419,753	70,000	127,499	687,252
<b>Nipissing University</b>	20,000	19,466	-	618,935	658,401
<b>St. Lawrence College of Applied Arts and Technology</b>	220,000	110,000	147,450	160,000	637,450
<b>Laurentian University</b>	200,000	210,000	-	211,800	621,800
<b>Cambrian College of Applied Arts and Technology</b>	114,030	85,000	301,666	110,001	610,697
<b>St. Clair College of Applied Arts and Technology</b>	90,000	327,200	110,000	70,000	597,200



INSTITUTION	2013-14 (\$)	2014-15 (\$)	2015-16 (\$)	2016-17 (\$)	TOTAL (\$)
Durham College	134,750	219,848	70,000	145,000	569,598
Loyalist College of Applied Arts and Technology	77,555	306,243	113,000	70,000	566,798
North York General Hospital	-	-	-	500,000	500,000
Mount Sinai Hospital	180,000	-	125,000	177,132	482,132
La Cité collégial	91,641	170,000	80,000	109,937	451,578
Sault College of Applied Arts and Technology	89,891	70,000	70,000	150,252	380,143
Confederation College	70,000	90,000	95,000	100,000	355,000
Collège Boréal	82,500	97,384	70,000	70,000	319,884
Fleming College	70,000	90,000	70,000	70,000	300,000
Ottawa Hospital Research Institute	-	225,585	39,998	20,000	285,583
Trent University	103,357	10,000	140,600	15,580	269,537
Lawson Health Research Institute	198,758	-	-	-	198,758
Centre for Addication and Mental Health	150,000	-	-	-	150,000
Algoma University	-	129,200	-	-	129,200
Baycrest	74,800	-	-	-	74,800
Royal Military College	-	-	20,000	40,000	60,000
Thunder Bay Regional Research Institute (TBRI)	-	-	-	59,909	59,909
	<b>19,543,803</b>	<b>41,996,755</b>	<b>20,972,138</b>	<b>43,290,867</b>	<b>125,803,563</b>

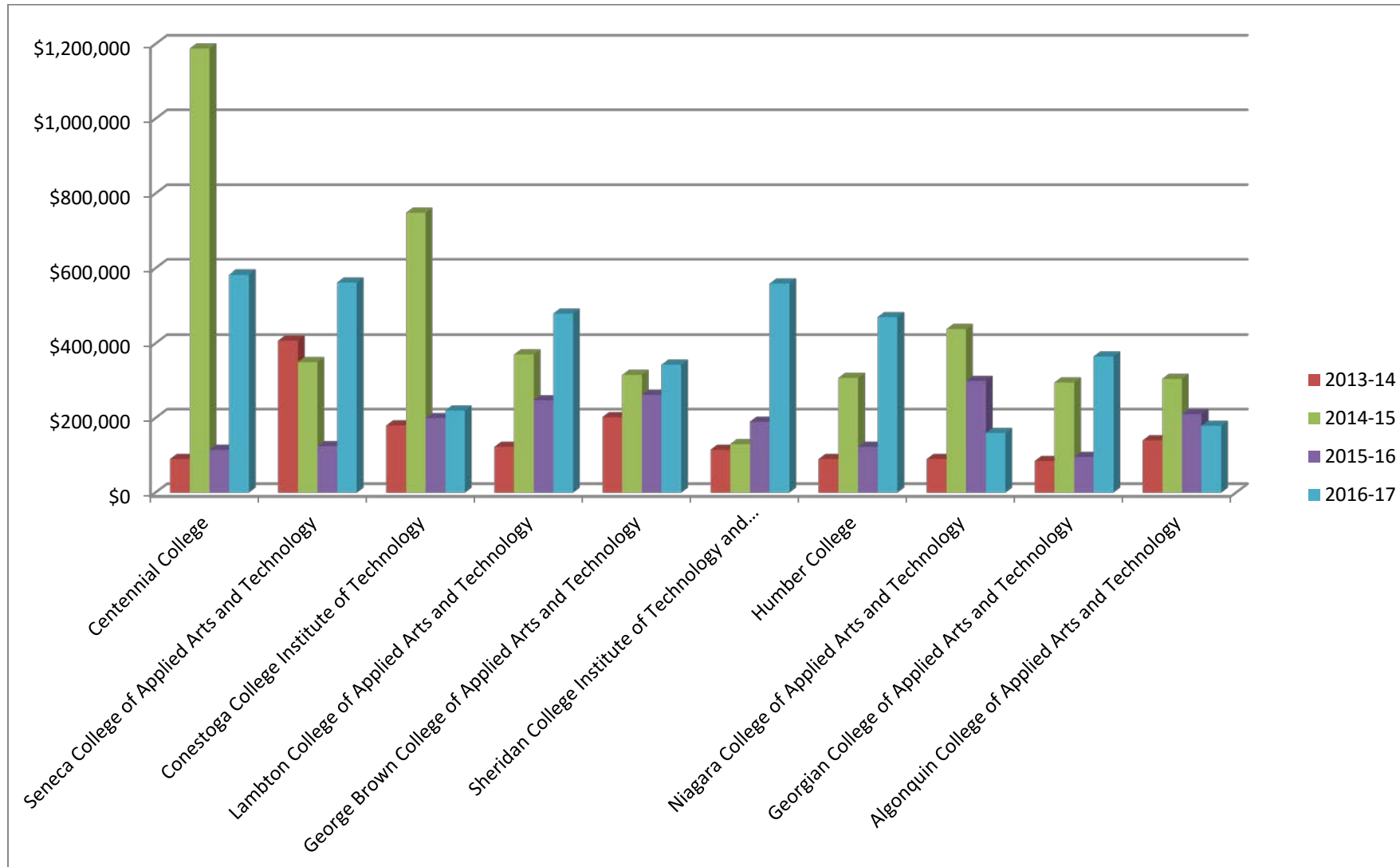


## Top Ten OCE Funded Universities



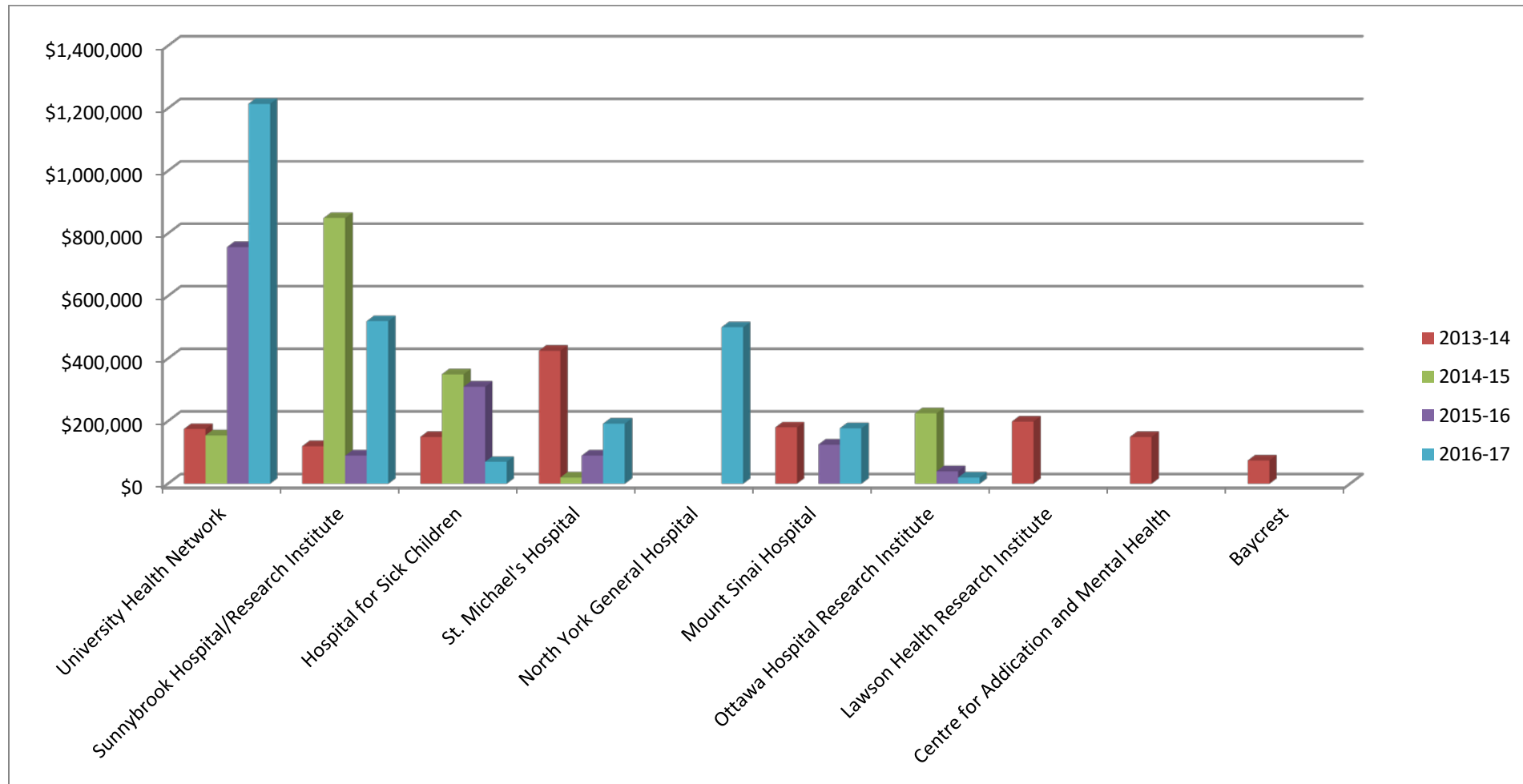


### Top Ten OCE Funded Colleges





### Top Ten OCE Funded Hospitals/Research Institutions





## 2016-17 OCE Commitments

INSTITUTION	COMMITMENT (\$)	ADDITIONAL FUNDS LEVERAGED (\$)	TOTAL PROJECT COMMITMENT (\$)
University of Waterloo	5,598,342	18,344,758	23,943,100
University of Toronto	6,165,423	12,836,300	19,001,723
Ryerson University	4,138,108	8,590,723	12,728,831
McMaster University	2,813,633	8,526,105	11,339,738
Carleton University	2,132,650	5,695,735	7,828,385
Queen's University	2,290,886	5,360,879	7,651,765
University of Guelph	1,601,695	5,743,901	7,345,596
University of Windsor	1,954,950	3,790,115	5,745,065
University of Western Ontario	2,452,202	2,552,503	5,004,705
York University	1,145,000	1,593,408	2,738,408
Centennial College	583,485	2,038,370	2,621,855
George Brown College of Applied Arts and Technology	342,497	2,276,739	2,619,236
University Health Network	1,214,624	1,368,763	2,583,387
Lambton College of Applied Arts and Technology	479,999	1,916,861	2,396,860
University of Ottawa	792,185	1,512,295	2,304,480
Seneca College of Applied Arts and Technology	563,164	1,623,129	2,186,293
Sheridan College Institute of Technology and Advanced Learning	560,000	1,425,492	1,985,492
Humber College	470,514	1,498,080	1,968,594





<b>INSTITUTION</b>	<b>COMMITMENT (\$)</b>	<b>ADDITIONAL FUNDS LEVERAGED (\$)</b>	<b>TOTAL PROJECT COMMITMENT (\$)</b>
<b>Nipissing University</b>	618,935	1,194,275	1,813,210
<b>University of Ontario Institute of Technology</b>	605,000	1,188,650	1,793,650
<b>Brock University</b>	633,453	1,149,625	1,783,078
<b>Lakehead University</b>	513,888	944,750	1,458,638
<b>North York General Hospital</b>	500,000	849,195	1,349,195
<b>Georgian College of Applied Arts and Technology</b>	365,000	825,596	1,190,596
<b>Sunnybrook Research Institute</b>	519,500	529,500	1,049,000
<b>Ontario College of Art &amp; Design University</b>	722,245	257,724	979,969
<b>Canadore College</b>	244,999	694,680	939,679
<b>Wilfrid Laurier University</b>	332,500	576,075	908,575
<b>Niagara College of Applied Arts and Technology</b>	159,500	693,389	852,889
<b>Northern College of Applied Arts and Technology</b>	270,000	477,278	747,278
<b>Conestoga College Institute of Technology</b>	220,000	392,503	612,503
<b>Laurentian University</b>	211,800	359,820	571,620
<b>Algonquin College of Applied Arts and Technology</b>	179,147	342,430	521,577
<b>St. Lawrence College of Applied Arts and Technology</b>	160,000	349,506	509,506
<b>Mount Sinai Hospital</b>	177,132	239,211	416,343
<b>Sault College of Applied Arts and Technology</b>	150,252	230,808	381,060
<b>St. Michael's Hospital</b>	192,300	185,394	377,694



<b>INSTITUTION</b>	<b>COMMITMENT (\$)</b>	<b>ADDITIONAL FUNDS LEVERAGED (\$)</b>	<b>TOTAL PROJECT COMMITMENT (\$)</b>
La Cité collégial	109,937	252,454	362,391
Cambrian College of Applied Arts and Technology	110,001	243,108	353,109
Mohawk College of Applied Arts and Technology	127,499	213,102	340,601
Durham College	145,000	168,086	313,086
Fanshawe College of Applied Arts and Technology	137,933	149,648	287,581
Confederation College	100,000	183,422	283,422
Hospital for Sick Children	70,000	165,740	235,740
Loyalist College of Applied Arts and Technology	70,000	103,182	173,182
Royal Military College	40,000	125,000	165,000
Thunder Bay Regional Research Institute (TBRI)	59,909	88,315	148,224
Fleming College	70,000	70,969	140,969
St. Clair College of Applied Arts and Technology	70,000	70,255	140,255
Collège Boréal	70,000	70,099	140,099
Ottawa Hospital Research Institute	20,000	20,000	40,000
Trent University	15,580	15,639	31,219
<b>Grand Total</b>	<b>43,290,867</b>	<b>100,113,582</b>	<b>143,404,449</b>



# OCE Funding by Institutions Report

July 2017

## 2015-16 OCE Commitments

INSTITUTION	COMMITMENT (\$)	ADDITIONAL FUNDS LEVERAGED (\$)	TOTAL PROJECT COMMITMENT (\$)
University of Waterloo	3,788,452	5,875,589	9,664,041
University of Toronto	2,971,926	4,322,272	7,294,198
Ryerson University	2,606,756	3,956,073	6,562,829
McMaster University	1,356,946	1,944,309	3,301,255
University of Western Ontario	797,485	2,397,323	3,194,808
University of Guelph	1,007,272	1,843,949	2,851,221
Carleton University	670,000	1,852,360	2,522,360
University of Ottawa	502,432	1,424,065	1,926,497
George Brown College of Applied Arts and Technology	262,347	1,545,567	1,807,914
University Health Network	756,087	890,514	1,646,601
Niagara College of Applied Arts and Technology	299,433	1,073,898	1,373,331
Queen's University	595,551	772,294	1,367,845
Lambton College of Applied Arts and Technology	247,500	888,668	1,136,168
University of Windsor	420,000	634,591	1,054,591
Hospital for Sick Children	309,874	718,000	1,027,874
Algonquin College of Applied Arts and Technology	209,805	637,213	847,018



<b>INSTITUTION</b>	<b>COMMITMENT (\$)</b>	<b>ADDITIONAL FUNDS LEVERAGED (\$)</b>	<b>TOTAL PROJECT COMMITMENT (\$)</b>
<b>Humber College</b>	122,792	693,394	816,186
<b>York University</b>	263,000	466,990	729,990
<b>Brock University</b>	294,725	395,148	689,873
<b>Conestoga College Institute of Technology</b>	200,000	367,386	567,386
<b>Canadore College</b>	135,000	429,961	564,961
<b>Cambrian College of Applied Arts and Technology</b>	301,666	262,706	564,372
<b>Sheridan College Institute of Technology and Advanced Learning</b>	190,000	372,625	562,625
<b>Ontario College of Art &amp; Design University</b>	235,502	303,679	539,181
<b>University of Ontario Institute of Technology</b>	225,000	264,760	489,760
<b>Seneca College of Applied Arts and Technology</b>	124,700	352,361	477,061
<b>St. Lawrence College of Applied Arts and Technology</b>	147,450	294,708	442,158
<b>Fanshawe College of Applied Arts and Technology</b>	160,000	185,935	345,935
<b>Northern College of Applied Arts and Technology</b>	170,000	173,608	343,608
<b>Confederation College</b>	95,000	194,558	289,558
<b>Trent University</b>	140,600	147,900	288,500
<b>Centennial College</b>	114,945	166,508	281,453
<b>Loyalist College of Applied Arts and Technology</b>	113,000	162,728	275,728
<b>Wilfrid Laurier University</b>	136,894	137,298	274,192
<b>Mount Sinai Hospital</b>	125,000	132,500	257,500



<b>INSTITUTION</b>	<b>COMMITMENT (\$)</b>	<b>ADDITIONAL FUNDS LEVERAGED (\$)</b>	<b>TOTAL PROJECT COMMITMENT (\$)</b>
<b>Mohawk College of Applied Arts and Technology</b>	70,000	177,713	247,713
<b>La Cité collégial</b>	80,000	161,450	241,450
<b>St. Michael's Hospital</b>	90,000	143,255	233,255
<b>Georgian College of Applied Arts and Technology</b>	95,000	111,557	206,557
<b>Sunnybrook Research Institute</b>	90,000	90,000	180,000
<b>St. Clair College of Applied Arts and Technology</b>	110,000	60,000	170,000
<b>Sault College of Applied Arts and Technology</b>	70,000	94,858	164,858
<b>Durham College</b>	70,000	81,601	151,601
<b>Fleming College</b>	70,000	75,123	145,123
<b>Collège Boréal</b>	70,000	70,024	140,024
<b>Ottawa Hospital Research Institute</b>	39,998	57,000	96,998
<b>Royal Military College</b>	20,000	20,000	40,000
<b>Grand Total</b>	<b>20,972,138</b>	<b>37,424,019</b>	<b>58,396,157</b>



## 2014-15 OCE Commitments

<b>INSTITUTION</b>	<b>COMMITMENT (\$)</b>	<b>ADDITIONAL FUNDS LEVERAGED (\$)</b>	<b>TOTAL PROJECT COMMITMENT (\$)</b>
University of Waterloo	5,945,720	15,244,857	21,190,577
University of Toronto	7,592,393	13,497,627	21,090,020
Ryerson University	4,013,509	7,512,453	11,525,962
University of Western Ontario	2,709,597	5,356,118	8,065,715
Carleton University	2,614,999	5,400,080	8,015,079
University of Windsor	1,695,879	3,997,627	5,693,506
McMaster University	1,908,885	3,513,983	5,422,868
Queen's University	1,693,406	3,488,272	5,181,678
University of Guelph	744,961	3,685,007	4,429,968
Centennial College	1,187,775	2,727,769	3,915,544
Sunnybrook Hospital/Research Institute	849,323	2,770,566	3,619,889
Ontario College of Art & Design University	1,105,000	1,269,310	2,374,310
Conestoga College Institute of Technology	748,162	1,129,705	1,877,867
University of Ontario Institute of Technology	800,000	1,026,511	1,826,511
Niagara College of Applied Arts and Technology	438,046	1,285,711	1,723,757
George Brown College of Applied Arts and Technology	315,002	1,332,144	1,647,146
York University	535,317	785,936	1,321,253
Seneca College of Applied Arts and Technology	349,768	960,964	1,310,732



<b>INSTITUTION</b>	<b>COMMITMENT (\$)</b>	<b>ADDITIONAL FUNDS LEVERAGED (\$)</b>	<b>TOTAL PROJECT COMMITMENT (\$)</b>
<b>Lambton College of Applied Arts and Technology</b>	369,990	928,714	1,298,704
<b>Humber College</b>	307,142	820,650	1,127,792
<b>University of Ottawa</b>	524,204	603,128	1,127,332
<b>Mohawk College of Applied Arts and Technology</b>	419,753	692,128	1,111,881
<b>St. Clair College of Applied Arts and Technology</b>	327,200	732,953	1,060,153
<b>Canadore College</b>	310,000	690,971	1,000,971
<b>Georgian College of Applied Arts and Technology</b>	295,000	507,852	802,852
<b>Loyalist College of Applied Arts and Technology</b>	306,243	427,095	733,338
<b>Algonquin College of Applied Arts and Technology</b>	304,951	421,587	726,538
<b>Fanshawe College of Applied Arts and Technology</b>	324,118	398,718	722,836
<b>Brock University</b>	265,596	447,828	713,424
<b>Wilfrid Laurier University</b>	275,000	435,249	710,249
<b>Northern College of Applied Arts and Technology</b>	298,600	389,914	688,514
<b>Ottawa Hospital Research Institute</b>	225,585	440,811	666,396
<b>Hospital for Sick Children</b>	350,000	275,610	625,610
<b>Lakehead University</b>	240,000	322,475	562,475
<b>La Cité collégial</b>	170,000	331,790	501,790
<b>Durham College</b>	219,848	259,964	479,812
<b>St. Lawrence College of Applied Arts and Technology</b>	110,000	349,089	459,089



<b>INSTITUTION</b>	<b>COMMITMENT (\$)</b>	<b>ADDITIONAL FUNDS LEVERAGED (\$)</b>	<b>TOTAL PROJECT COMMITMENT (\$)</b>
Laurentian University	210,000	235,500	445,500
Confederation College	90,000	343,086	433,086
University Health Network	154,733	237,711	392,444
Sheridan College Institute of Technology and Advanced Learning	130,000	217,754	347,754
Algoma University	129,200	129,200	258,400
Collège Boréal	97,384	134,566	231,950
Cambrian College of Applied Arts and Technology	85,000	138,097	223,097
Fleming College	90,000	92,310	182,310
Sault College of Applied Arts and Technology	70,000	72,105	142,105
Nipissing University	19,466	29,850	49,316
St. Michael's Hospital	20,000	20,000	40,000
Trent University	10,000	13,146	23,146
<b>Grand Total</b>	<b>41,996,755</b>	<b>86,124,491</b>	<b>128,121,246</b>





## 2013-14 OCE Commitments


INSTITUTION	COMMITMENT (\$)	ADDITIONAL FUNDS LEVERAGED (\$)	TOTAL PROJECT COMMITMENT (\$)
University of Toronto	2,845,582	10,281,247	13,126,829
University of Waterloo	2,897,869	5,773,809	8,671,678
Ryerson University	1,684,961	3,789,152	5,474,113
University of Western Ontario	1,250,212	2,727,576	3,977,788
McMaster University	1,423,440	2,317,289	3,740,729
Queen's University	775,898	1,530,592	2,306,490
University of Ottawa	1,086,742	1,140,500	2,227,242
St. Michael's Hospital	425,000	1,365,000	1,790,000
Carleton University	692,338	956,549	1,648,887
University of Windsor	407,047	1,059,292	1,466,339
George Brown College of Applied Arts and Technology	202,569	1,200,292	1,402,861
University of Guelph	616,275	725,871	1,342,146
University Health Network	175,000	1,086,988	1,261,988
Brock University	274,901	879,300	1,154,201
York University	406,295	620,493	1,026,788
Seneca College of Applied Arts and Technology	407,508	598,039	1,005,547
St. Lawrence College of Applied Arts and Technology	220,000	399,026	619,026
Niagara College of Applied Arts and Technology	90,000	517,596	607,596



<b>INSTITUTION</b>	<b>COMMITMENT (\$)</b>	<b>ADDITIONAL FUNDS LEVERAGED (\$)</b>	<b>TOTAL PROJECT COMMITMENT (\$)</b>
<b>Humber College</b>	89,989	484,668	574,657
<b>Lambton College of Applied Arts and Technology</b>	122,469	438,555	561,024
<b>Canadore College</b>	90,000	460,110	550,110
<b>University of Ontario Institute of Technology</b>	135,000	385,975	520,975
<b>Laurentian University</b>	200,000	297,501	497,501
<b>Conestoga College Institute of Technology</b>	180,000	268,758	448,758
<b>Ontario College of Art &amp; Design University</b>	199,999	248,000	447,999
<b>Lawson Health Research Institute</b>	198,758	203,869	402,627
<b>Sheridan College Institute of Technology and Advanced Learning</b>	115,000	275,675	390,675
<b>Mount Sinai Hospital</b>	180,000	176,000	356,000
<b>St. Clair College of Applied Arts and Technology</b>	90,000	233,199	323,199
<b>Confederation College</b>	70,000	245,750	315,750
<b>Durham College</b>	134,750	176,632	311,382
<b>Centre for Addication and Mental Health</b>	150,000	150,000	300,000
<b>Algonquin College of Applied Arts and Technology</b>	139,975	155,383	295,358
<b>Mohawk College of Applied Arts and Technology</b>	70,000	197,575	267,575
<b>Hospital for Sick Children</b>	150,000	75,000	225,000
<b>Trent University</b>	103,357	117,512	220,869
<b>Cambrian College of Applied Arts and Technology</b>	114,030	102,612	216,642







<b>INSTITUTION</b>	<b>COMMITMENT (\$)</b>	<b>ADDITIONAL FUNDS LEVERAGED (\$)</b>	<b>TOTAL PROJECT COMMITMENT (\$)</b>
<b>Wilfrid Laurier University</b>	70,000	146,340	216,340
<b>Centennial College</b>	89,994	123,834	213,828
<b>Sault College of Applied Arts and Technology</b>	89,891	108,761	198,652
<b>La Cité collégial</b>	91,641	99,587	191,228
<b>Fanshawe College of Applied Arts and Technology</b>	117,500	71,356	188,856
<b>Sunnybrook Hospital/Research Institute</b>	119,958	64,000	183,958
<b>Fleming College</b>	70,000	92,730	162,730
<b>Northern College of Applied Arts and Technology</b>	70,000	86,612	156,612
<b>Georgian College of Applied Arts and Technology</b>	85,000	71,045	156,045
<b>Collège Boréal</b>	82,500	71,340	153,840
<b>Loyalist College of Applied Arts and Technology</b>	77,555	73,139	150,693
<b>Lakehead University</b>	70,000	31,203	101,203
<b>Nipissing University</b>	20,000	58,200	78,200
<b>Baycrest</b>	74,800		74,800
<b>Grand Total</b>	<b>19,543,803</b>	<b>42,759,531</b>	<b>62,303,333</b>



TORONTO | MISSISSAUGA | OTTAWA | KITCHENER | WATERLOO | WINDSOR | LONDON | HAMILTON | MARKHAM | OSHAWA | SUDBURY

WWW.OCE-ONTARIO.ORG | INFO@OCE-ONTARIO.ORG | TOLL FREE: 1.866.759.6014

Follow us on:  @OCEInnovation  OCEInnovation  Ontario Centres of Excellence  @OCEInnovation

